

























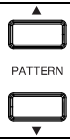










Akai Fire Cheat Sheet

Note these helpful shortcuts as you get started with your Akai Fire.

Mode(s)	Button Shortcut	Function
All	 +  	Toggles between open windows in FL Studio.
All	 + 	Undo an action (navigates back through FL Studio's undo history).
All	 + 	Selects a channel.
All Except Performance	 + 	Selects a channel.
Step	 +  	Moves the view one step left or right.
Step	 (press)	Toggles between scrolling the channel view and assigning the selected channel to a mixer insert.
Step	 + 	Edits a single step's pitch.
Step	 +    	Edits a single step's Velocity / Pan / Mod X / Mod Y.
Drum	 (press)	Toggles between scrolling the channel view and selecting the drum pattern types.

Note	 (press)	Toggles between scrolling the channel view and selecting the note scale.
Note		Transposes the grid's pitch up/down by one octave.
Note	 + 	Transposes the grid's pitch up/down by one semitone.
Perform		Stops current track's playing clips.
Perform		Changes the pad layout position in the playlist.
Browser	 (press)	Opens selected folder, opens context menu for current item, or selects current menu item.
Browser		Selects current menu item (or previews, if applicable).
Browser		Closes current item's context menu.
Accent		Edits the Accent default pitch.
Accent	   	Edits the Accent default Velocity / Pan / Mod X / Mod Y.